カナダのコロナウィルス現状
2020年7月27日現在

Areas in Canada with cases of COVID-19 as of July 27, 2020

	Total Cases		**Recovered**	**Deaths**		**Tested**	
Location	**Count**	**Rate***	**Count**	**Count**	**Rate***	**Count**	**Rate†**
Canada	114,597	305	5,836	16	99860	8,901	24
Newfoundland and Labrador	266	51	4	1	259	3	1
Prince Edward Island	36	23	2	1	34	0	0
Nova Scotia	1,067	110	0	0	1004	63	6
New Brunswick	170	22	3	0	165	2	0
Quebec	58,728	692	2,175	26	50,886***	5,667	67
Ontario	38,799	266	1,574	11	34461	2,764	19
Manitoba	400	29	74	5	319	7	1
Saskatchewan	1209	103	307	26	886	16	1
Alberta	10,390	238	1,430	33	8774	186	4
British Columbia	3,500	69	264	5	3043	193	4
Yukon	14	34	3	7	11	0	0
Northwest Territories	5	11	0	0	5	0	0
Nunavut	0	0	0	0	0	0	0
Repatriated travellers	13	0	0	0	13	0	0

現在の感染者数

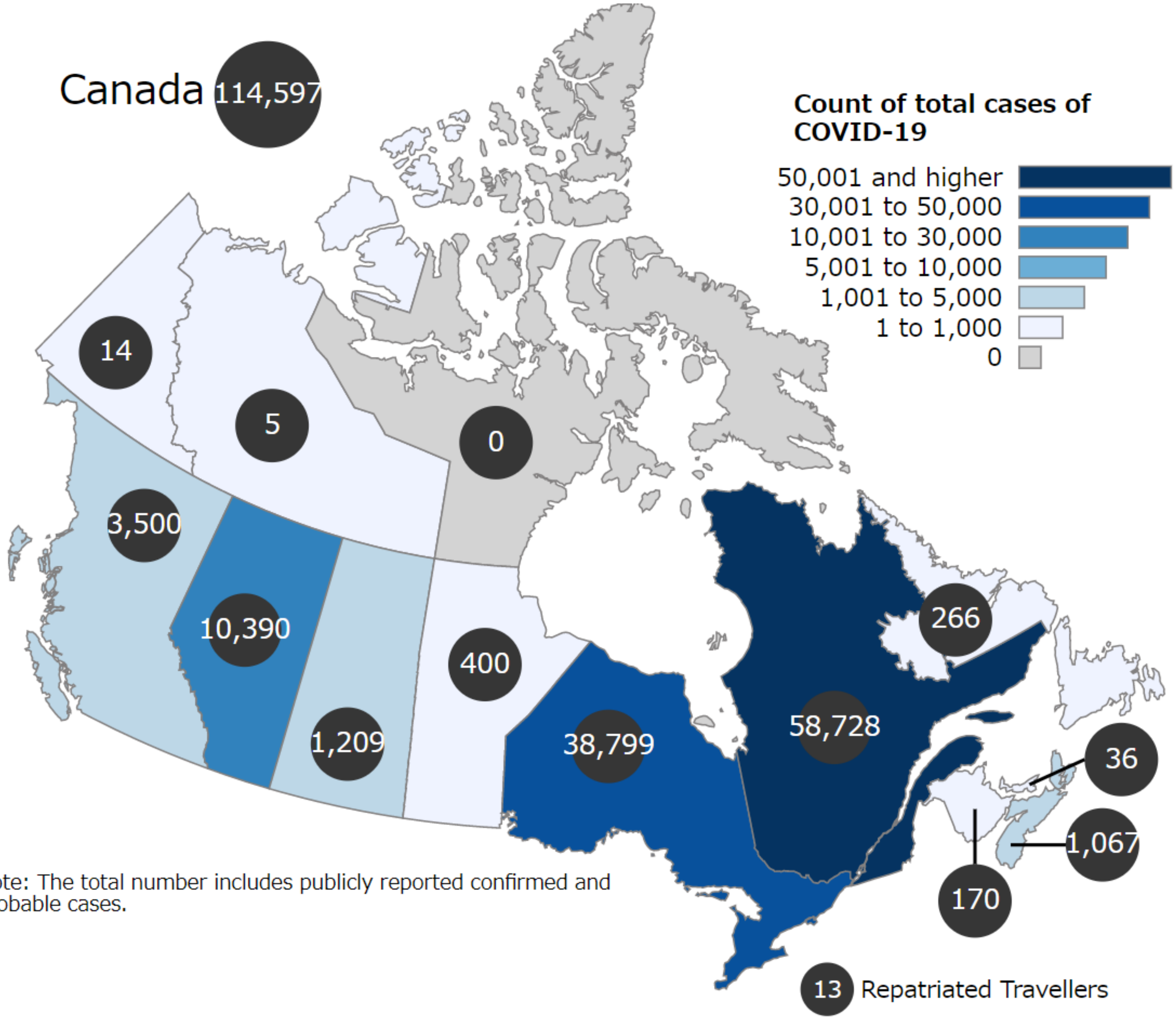
Canada 114,597
Count of total cases of COVID-19
50,001 and higher
30,001 to 50,000
10,001 to 30,000
5,001 to 10,000
1,001 to 5,000
1 to 1,000
0
14
5
0
3,500
10,390
1,209
400
38,799
58,728
266
36
1,067
170
13 Repatriated Travellers

Note: The total number includes publicly reported confirmed and probable cases.

テスト実施件数

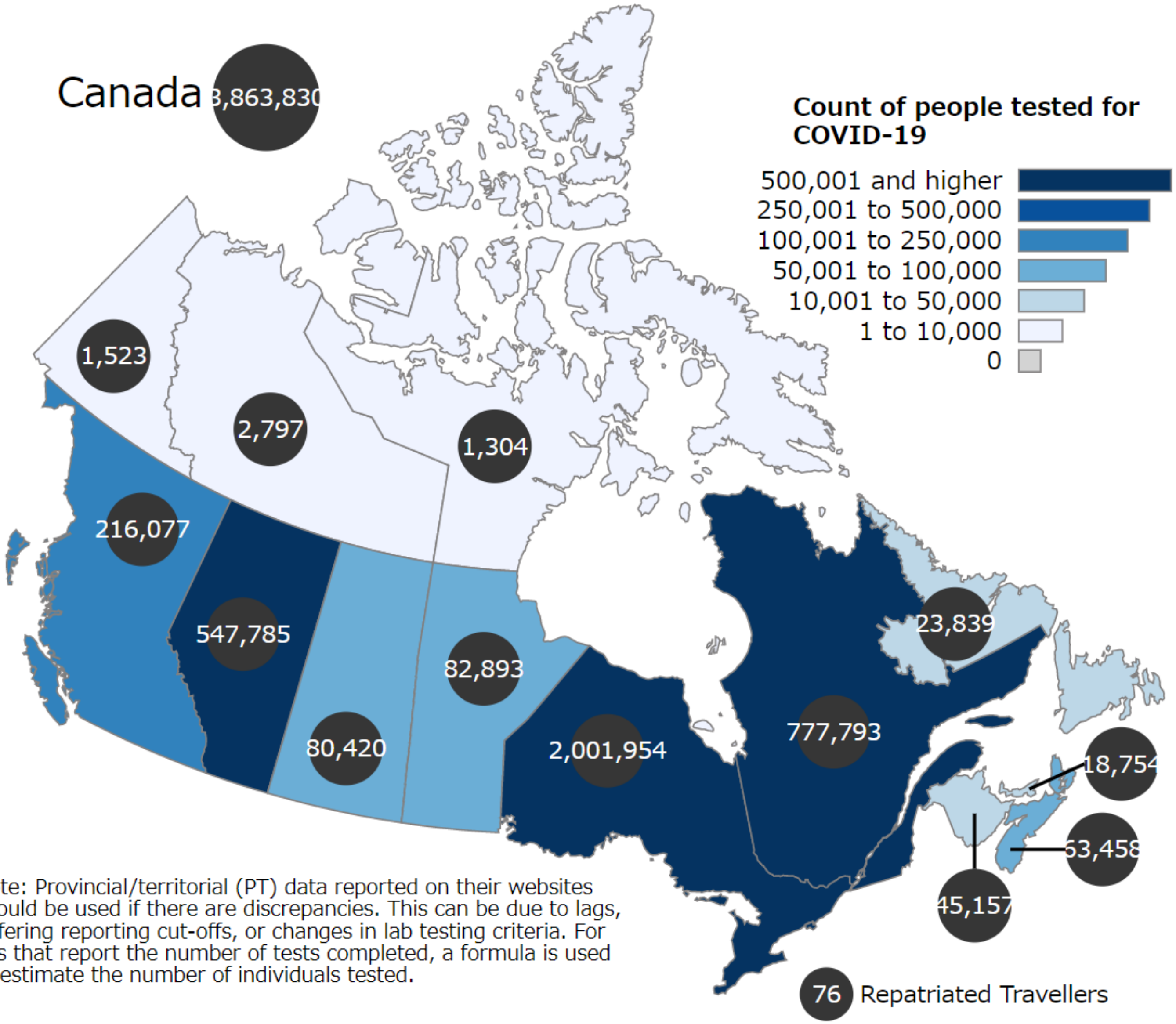
Canada
3,863,830
Count of people tested for COVID-19
500,001 and higher
250,001 to 500,000
100,001 to 250,000
50,001 to 100,000
10,001 to 50,000
1 to 10,000
0
1,523
2,797
1,304
216,077
547,785
80,420
82,893
2,001,954
777,793
23,839
18,754
63,458
45,157
76
Repatriated Travellers

Note: Provincial/territorial (PT) data reported on their websites should be used if there are discrepancies. This can be due to lags, differing reporting cut-offs, or changes in lab testing criteria. For PTs that report the number of tests completed, a formula is used to estimate the number of individuals tested.

死亡者数

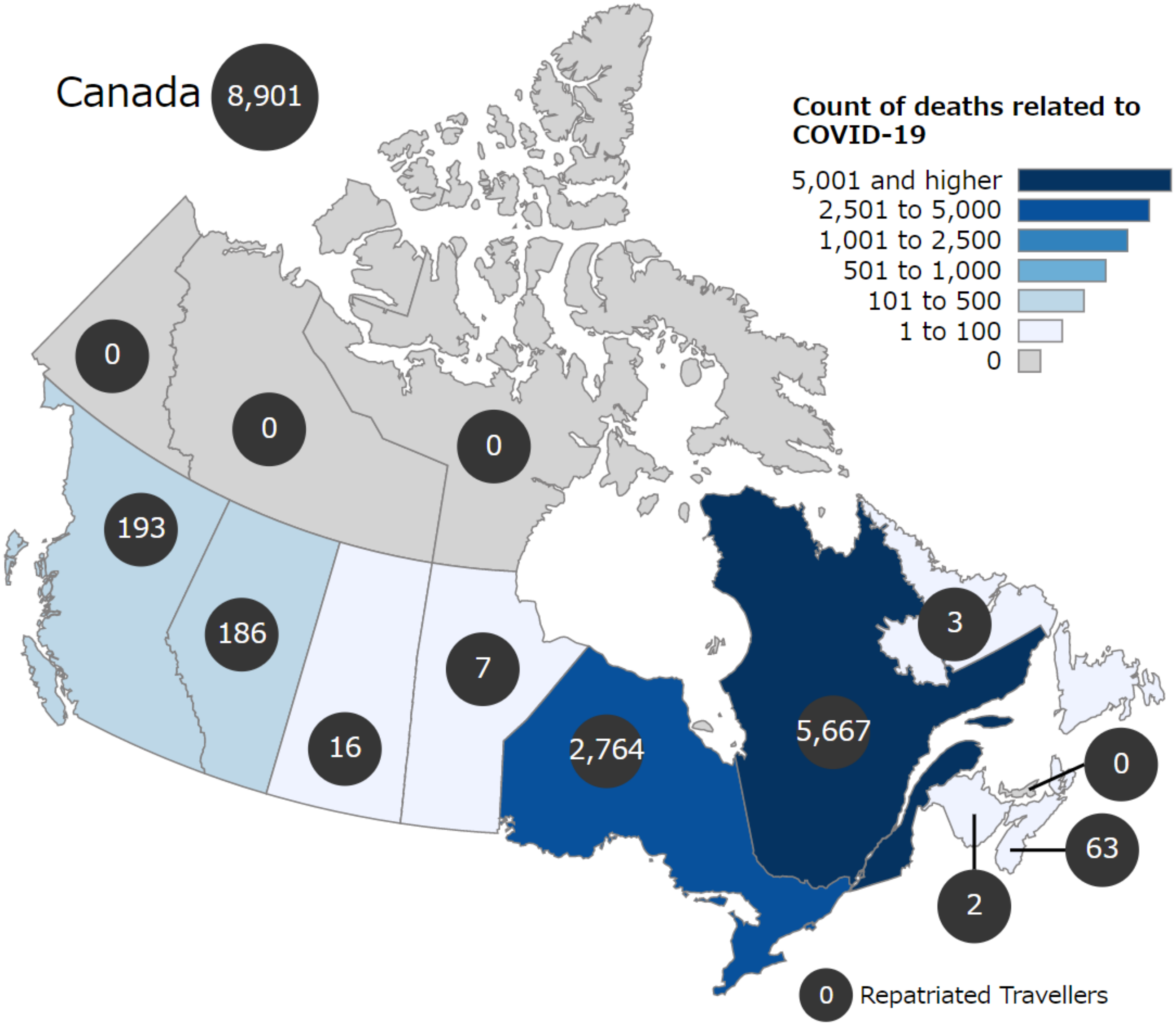
Canada
8,901
Count of deaths related to COVID-19
5,001 and higher
2,501 to 5,000
1,001 to 2,500
501 to 1,000
101 to 500
1 to 100
0
0
0
0
193
186
16
7
2,764
5,667
3
0
63
2
0 Repatriated Travellers

回復者数

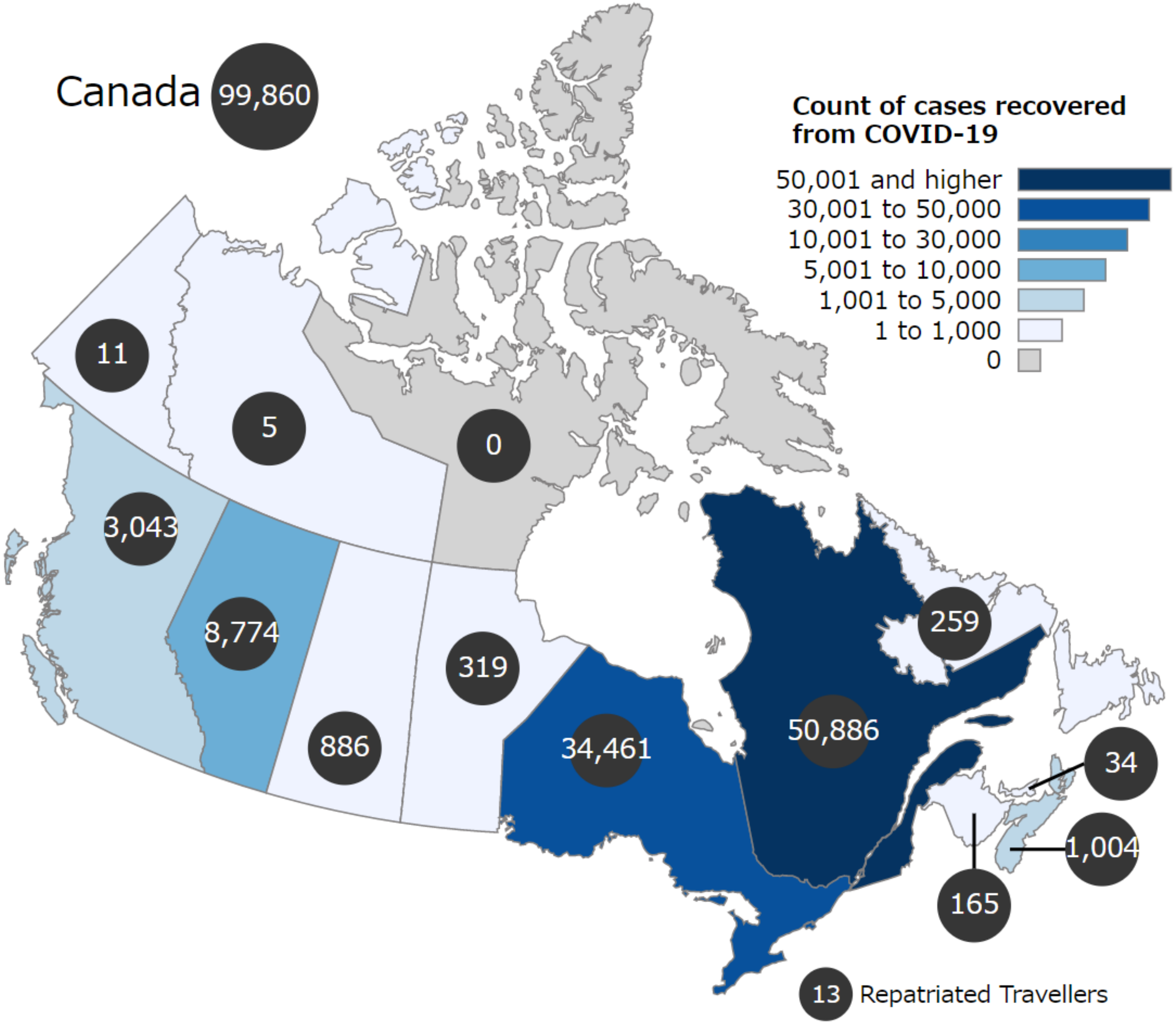

Canada
99,860
Count of cases recovered from COVID-19
50,001 and higher
30,001 to 50,000
10,001 to 30,000
5,001 to 10,000
1,001 to 5,000
1 to 1,000
0
11
5
0
3,043
8,774
886
319
34,461
50,886
259
34
1,004
165
13
Repatriated Travellers

新規感染者数推移

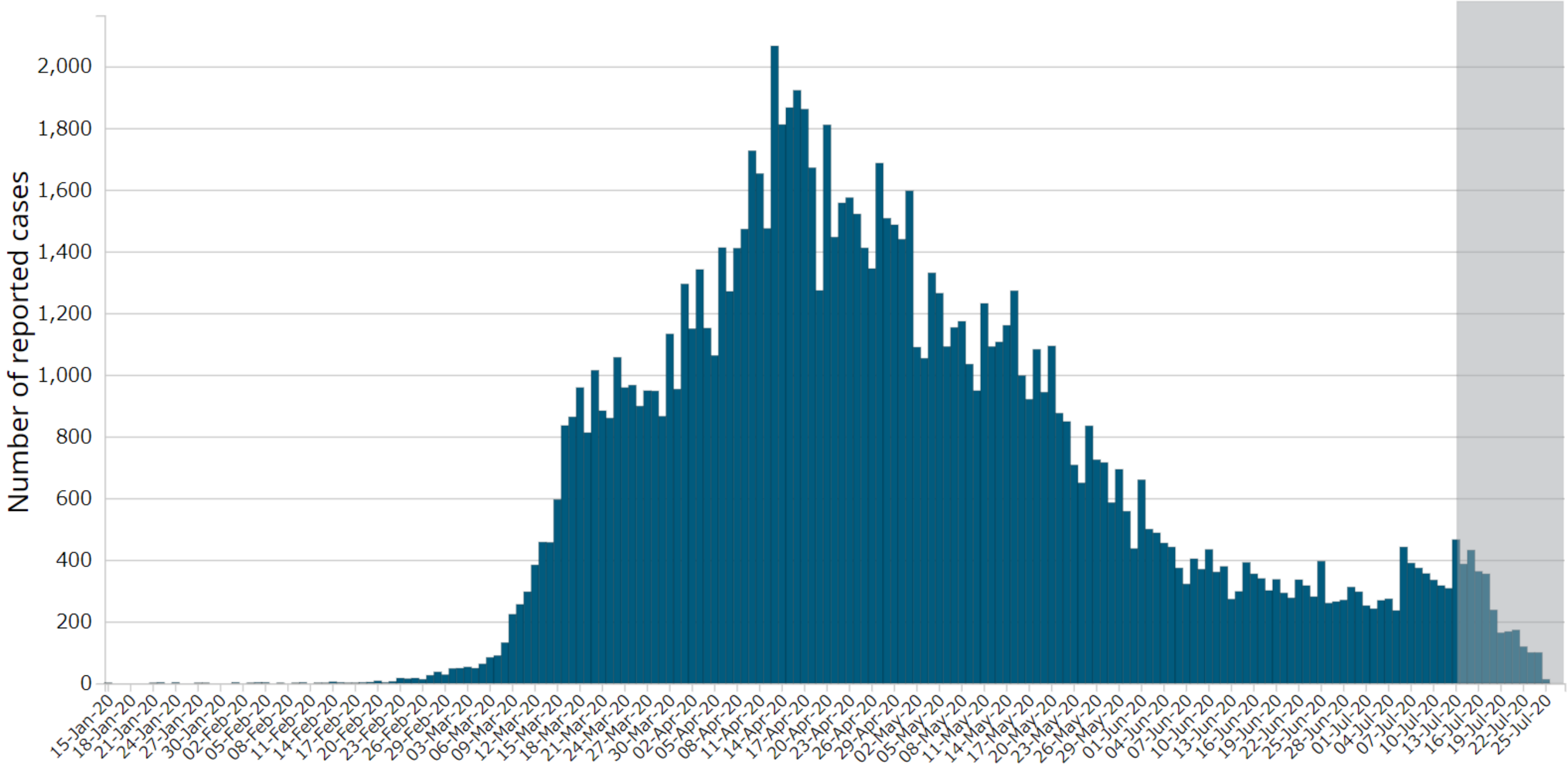

Number of reported cases
0
200
400
600
800
1,000
1,200
1,400
1,600
1,800
2,000
15-Jan-20
18-Jan-20
21-Jan-20
24-Jan-20
27-Jan-20
30-Jan-20
02-Feb-20
05-Feb-20
08-Feb-20
11-Feb-20
14-Feb-20
17-Feb-20
20-Feb-20
23-Feb-20
26-Feb-20
29-Feb-20
03-Mar-20
06-Mar-20
09-Mar-20
12-Mar-20
15-Mar-20
18-Mar-20
21-Mar-20
24-Mar-20
27-Mar-20
30-Mar-20
02-Apr-20
05-Apr-20
08-Apr-20
11-Apr-20
14-Apr-20
17-Apr-20
20-Apr-20
23-Apr-20
26-Apr-20
29-Apr-20
02-May-20
05-May-20
08-May-20
11-May-20
14-May-20
17-May-20
20-May-20
23-May-20
26-May-20
29-May-20
01-Jun-20
04-Jun-20
07-Jun-20
10-Jun-20
13-Jun-20
16-Jun-20
19-Jun-20
22-Jun-20
25-Jun-20
28-Jun-20
01-Jul-20
04-Jul-20
07-Jul-20
10-Jul-20
13-Jul-20
16-Jul-20
19-Jul-20
22-Jul-20
25-Jul-20

感染者数、年齢別

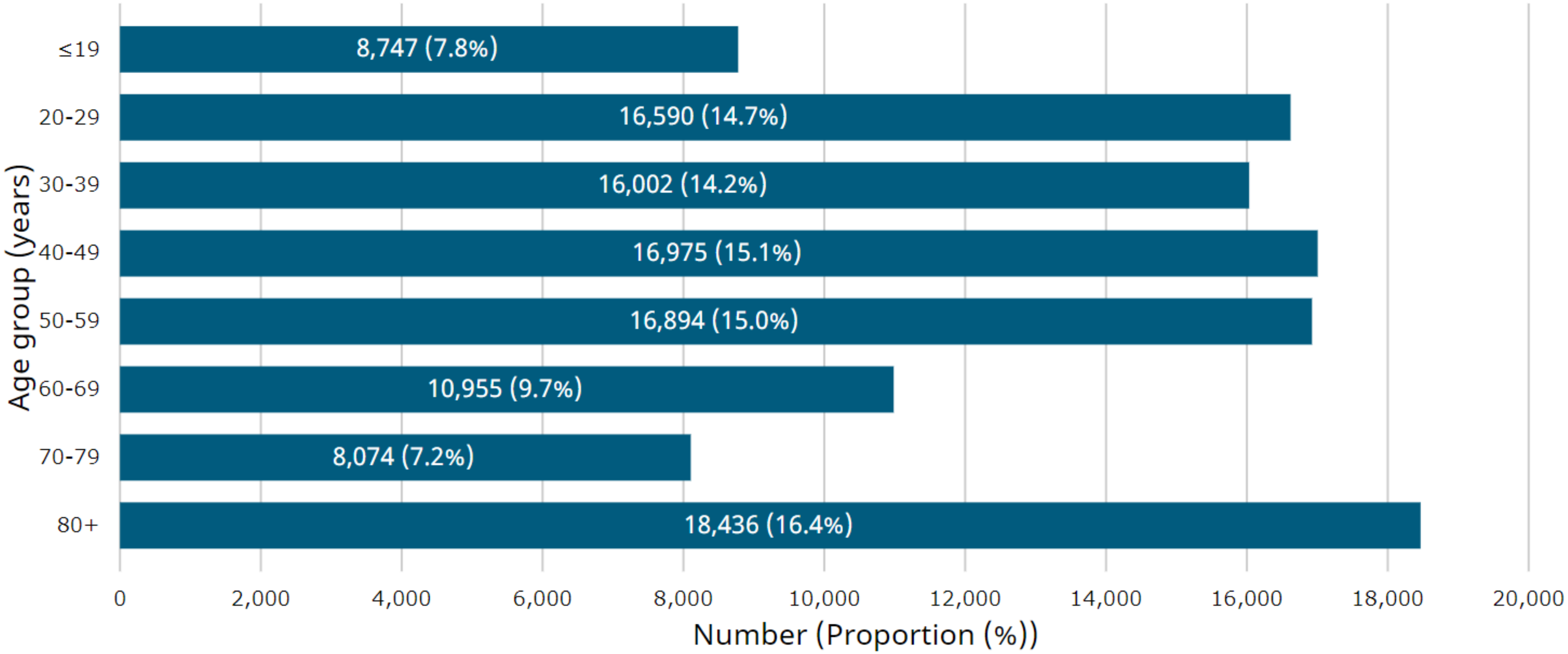

≤19
20-29
30-39
40-49
50-59
60-69
70-79
80+
Age group (years)
8,747 (7.8%)
16,590 (14.7%)
16,002 (14.2%)
16,975 (15.1%)
16,894 (15.0%)
10,955 (9.7%)
8,074 (7.2%)
18,436 (16.4%)
0
2,000
4,000
6,000
8,000
10,000
12,000
14,000
16,000
18,000
20,000
Number (Proportion (%))

感染者数、全世界

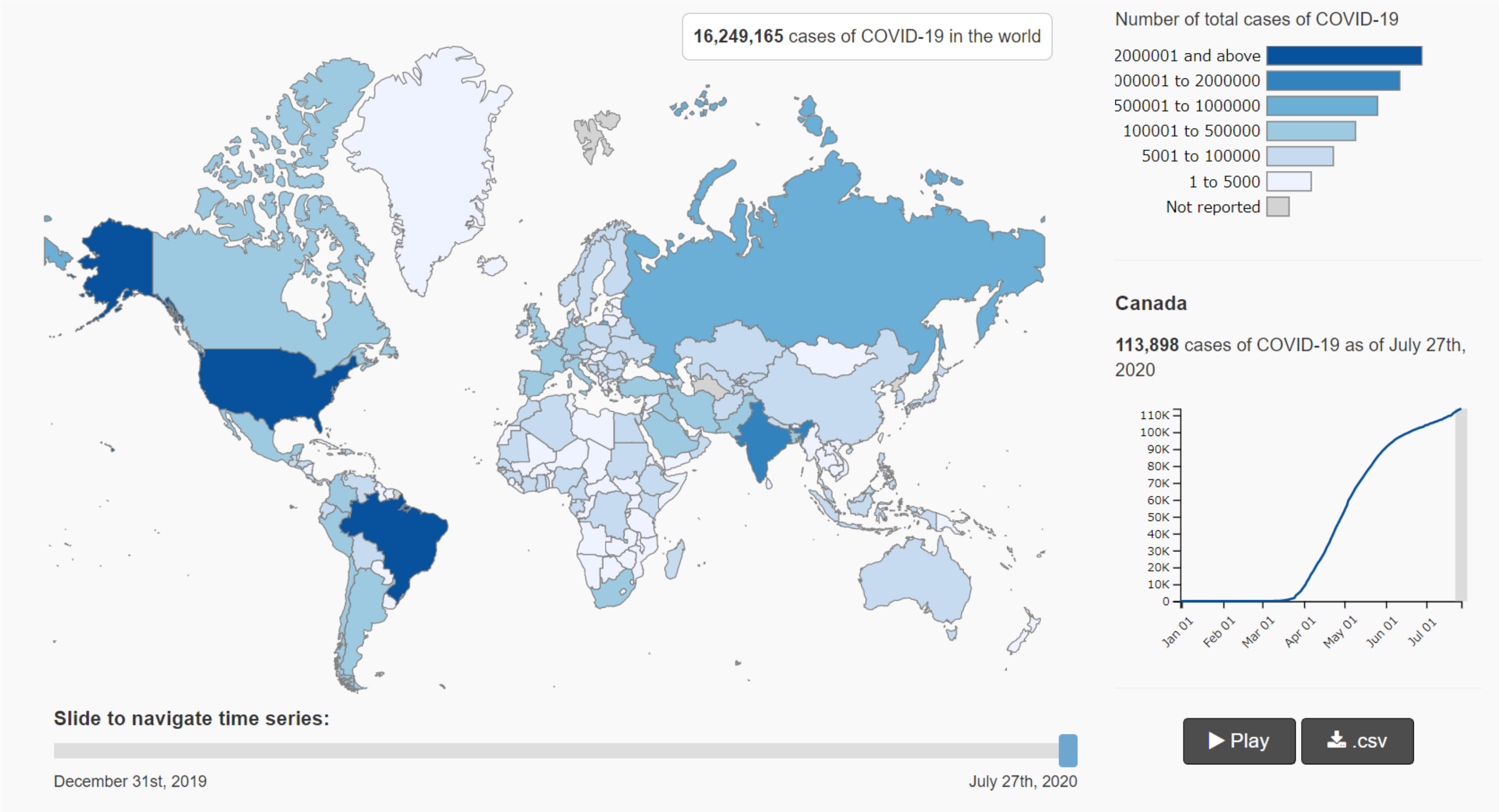

16,249,165 cases of COVID-19 in the world

Number of total cases of COVID-19

2000001 and above
000001 to 2000000
500001 to 1000000
100001 to 500000
5001 to 100000
1 to 5000
Not reported

Canada

113,898 cases of COVID-19 as of July 27th, 2020

Slide to navigate time series:

December 31st, 2019

July 27th, 2020

110K
100K
90K
80K
70K
60K
50K
40K
30K
20K
10K
0
Jan 01
Feb 01
Mar 01
Apr 01
May 01
Jun 01
Jul 01
Play
.csv